



**Motion is in
our DNA**

www.blum.com

 **blum**[®]

Innovative By Tradition

We launched our first hinge into the market back in 1964. Since then, our hinge range has seen continuous development, driven by the expertise and innovative force of our team of dedicated engineers. Our goal is to redefine motion for increased quality and convenience in all areas of the home.

1964

New: the first concealed Blum hinge goes into production.

1999

High-quality: the CLIP top product line features extremely easy adjustment and an impressive design.

1985

Functional: the CLIP mechanism enables tool-free attachment and removal of doors.

2001

Innovative: the new BLUMOTION soft-close system ensures doors close softly and effortlessly.



2009

Sophisticated: BLUMOTION is fully integrated into the hinge and can be deactivated with ease if desired.

2016

Stylish: our CLIP top and CLIP top BLUMOTION hinges are now available in onyx black.

2006

Convenient: the cabinet no longer needs to be machined thanks to the clip-on version of BLUMOTION. The TIP-ON opening support system allows users to conveniently open handleless doors with one touch.

An Extensive Range

Our guiding principle is to focus on customer needs and develop products and services that meet (and exceed) those needs. That is why we are always expanding our product range with impressive and sophisticated solutions that use state-of-the-art technologies and are designed for a wide range of applications.

Contents

- 06 The Right Hinge for Every Application
- 08 Blum Hinges in Use
- 22 Easy Adjustment and Assembly
- 24 Our Services and Assembly Devices
- 28 For the Lifetime of the Cabinet
- 30 moving ideas



An overview of all our hinges:
www.blum.com/hingesystems-range

A smiling woman with blonde hair tied back, wearing a green jacket over a pink shirt, holds a clear glass. In the background, a man and two children are in a modern kitchen with dark cabinets and a wooden island. The scene is brightly lit with warm tones.

The Right Hinge for Every Application

Our hinges are true workhorses. They can be used in many different living spaces and work well with common materials like wood, glass, and aluminum frames thanks to various mounting options. They are also suitable for different material thicknesses and angled applications. Our CLIP top BLUMOTION, CLIP top, COMPACT CLIP, COMPACT BLUMOTION and standard COMPACT product lines offer the right solution for every door, whatever the function, application or design.

Over 700

With over 700 hinges, you can meet virtually every need, which means more freedom when it comes to designing cabinets and living areas.

In the Kitchen

Extensive quality checks and load tests mean that Blum hinges meet the highest standards in terms of assembly quality and durability. Particularly in areas like the kitchen, where doors and wall cabinets are opened and closed most frequently and the efficiency of workflows plays a crucial role, we attach great importance to suitability for everyday use, functionality and ergonomics.

Inward Opening Cabinet Door

Flexibility: by swapping the hinge and mounting plate positions of CLIP top BLUMOTION or COMPACT BLUMOTION hinges, doors open inward to create new design possibilities such as a concealed pantry.



CLIP top BLUMOTION hinges in sleek onyx black make a style statement in an inward opening door application.




COMPACT CLIP hinges make attaching cabinet doors a breeze while using minimal space in the cabinet interior.



The 155° CLIP top BLUMOTION wide angle hinge moves the door completely out of the way so drawers can clear the cabinet without bumping the door.

In the Living Room

When it comes to living room cabinetry, hinges should not only be functional and deliver opening and closing ease, but also enhance the design and aesthetic appeal of the space. Our hinges provide virtually unlimited creative scope, be it for wide or narrow cabinets, high or low units, from elegant display cabinets to stylish sideboards.



Narrow openings with full-cranked hinges at the back of cabinets create clever solutions that can be used to hide cables, for example.



Timeless elegance: CLIP top BLUMOTION CRISTALLO in onyx black is ideal for designer cabinetry with frameless glass or mirror doors.





BLUMOTION

BLUMOTION ensures that glass and mirror doors close softly and safely. The feature has been integrated in the hinge arm of CLIP top BLUMOTION CRISTALLO.



In the Bathroom

Mirror doors are ideal for use in bathrooms. They can be easily implemented with our CRISTALLO hinge. The special solution uses an adhesive mounting method, making it perfect for glass surfaces.



CRISTALLO hinge for glass and mirror doors

Thanks to its linear design, CRISTALLO blends discreetly into the cabinet, and the hinge provides a secure hold.



In the Bedroom or Closet

Sleek design meets high functionality. Cabinetry should not only look good but also provide a high level of convenience. Our hinges deliver on both.



CLIP top BLUMOTION 155°

The ideal solution for cabinets such as the SPACE TOWER. Zero protrusion hinges move the cabinet door completely out of the way so that drawers can open with ease, giving you easy access and clear visibility of contents.

Onyx Black

Our hinges in onyx black complement dark cabinets extremely well or create striking contrasts on light-colored surfaces.



TIP-ON

Handleless doors open at a single touch with this push-to-open technology. In combination with free-swing hinges, users have easy access to the opening edge of fronts. To close, simply press shut.



In the Home Office

The main priority in a home office is ergonomics, closely followed by maximum flexibility with regard to storage and worktop space.



Our 125° zero protrusion hinge is ideal for interior roll-outs, but is also suitable for a wide range of special solutions such as mitered or large front overlays up to 39 mm.



Our thick door hinge gives you more scope: low gap values allow you to use door thicknesses of up to 30 mm.



By combining our hinges with the compact AVENTOS HK-XS lift system, you can also make optimal use of the space above the workstation.

In the Mudroom

Cabinetry for the mudroom should provide sufficient storage space while taking up as little space as possible. This is where our hinges come in. They offer maximum flexibility when planning cabinets without compromising on convenience.



59 single parts

The CLIP top BLUMOTION 110° hinge with INSERTA excels in terms of design and engineering.



Our hinges allow you to make optimal use of the available storage space and create clever storage options.



In the Utility Room

When space is at a premium, you need cabinet solutions that maximize storage space. Since water-repellent materials such as HPL panels are often used in utility rooms, we created a special attachment solution designed to work perfectly with these types of applications.



Thin door hinges are mounted using the EXPANDO T mounting method. Hinge cup drilling is no longer required, which makes the hinges suitable for very hard materials.



EXPANDO T


We have developed the EXPANDO T mounting method specifically for thin fronts: a drilling depth of just 6 mm is required for door thicknesses from 8 mm up to 14 mm. Steel teeth and nylon components ensure a firm hold in hard and soft materials alike.



Fully-cranked hinges

Fully-cranked hinges are designed primarily for inset doors. However, other useful applications are also possible, such as a drying rack integrated into the cabinet.

Easy Adjustment and Assembly



Our hinges are characterized by easy handling and a high degree of user-friendliness. Designed to meet customers' needs, they are quick and easy to install and offer extensive and easily accessible adjustment options.

INSERTA mounting method

Hinge cups can be seamlessly attached to cabinet fronts with the tool-free INSERTA mechanism.

**CLIP assembly**

The CLIP mechanism has proven itself a million times over; it can be used to connect the hinge arm and mounting plate quickly and easily without tools.

Three-dimensional adjustment

Blum hinges come with side, depth and height adjustment. Depth adjustment is infinitely variable using a spiral screw, and certain mounting plates also feature cam height adjustment.



Step by Step to Perfect Results

We also offer E-SERVICES to support you with our hinge systems. They are available around the clock and free of charge. Use the Product Configurator or the Product Database for planning, the EASY ASSEMBLY app for straightforward assembly and our Marketing Media Library for your sales pitches or to create customized marketing materials.





Product Configurator
www.blum.com/product-configurator



Assembly Devices
www.blum.com/assemblydevices

Assembly Devices for Hinges


We have developed countless assembly devices to make it as easy as possible to install our hinges and support you every step of the way. The idea is to save time and money and help you maximize the potential of our CLIP top BLUMOTION, CLIP top, COMPACT CLIP, COMPACT BLUMOTION and COMPACT hinges.

Our extensive offering of assembly devices ranges from manual tools, such as drilling templates and insertion tools that you can easily take with you to the installation site, to highly professional yet easy-to-use drilling and insertion machines for even faster and more precise processes.



The new ECODRILL

The must-have tool for installing Blum hinges quickly and easily in workshops or on site – now with many new features. These include one-handed clamping, even more convenient adjustment options, an integrated dust extraction opening and mounting plate templates for the consistent installation of hinges.



ECODRILL
www.blum.com/ecodrill

For the Lifetime of the Cabinet



200,000

Our hinges have to withstand 200,000 opening and closing cycles. They do not leave our plant until they have passed the test.

Commitment to quality

It is very important to us that our products not only function flawlessly, but are also extremely durable, which is why all Blum hinges are subjected to rigorous quality checks before they are delivered to our customers.

66 pounds

The static load test simulates someone leaning on the door of a base cabinet at an opening angle of 45°.



70 N

A horizontal 70 N load test is used to ensure that unintentional, excessive opening of the door will not have an adverse impact.



moving ideas

At Blum, we pay attention to those small, but valuable, details. We're attentive in everything we do. With our carefully engineered hardware, innovative motion technologies and customized services, we help move your ideas forward. Let's move the world together.



Quality of living

We engineer our products with your lifetime in mind. As your mobility needs change, Blum hardware keeps your cabinets accessible.



Product range

Everything from a single source: Our wide range of products allows you to keep up with the trends of today and tomorrow.



Inspiration

We monitor global trends and strive to create the solutions of tomorrow. We like to share our insights with you.



Innovation

We stay in motion. Our curiosity and pioneering spirit drive us to develop new products and services for you.



Services

We support your daily operations with customized services tailored to your processes.



Quality

We continuously strive to improve our products, services and ourselves.



Trust

It's our goal to build lasting relationships with our customers, employees and in our community.

Julius Blum started our journey in 1952 with horseshoe studs. Today we supply innovative hardware to customers in over 120 countries.

Please visit blum.com for information on other Blum products
HNG001.11.24 © 2024 Blum, Inc.

Blum, Inc.
7733 Old Plank Rd.
Stanley, NC 28164
800-438-6788
blum.com

